

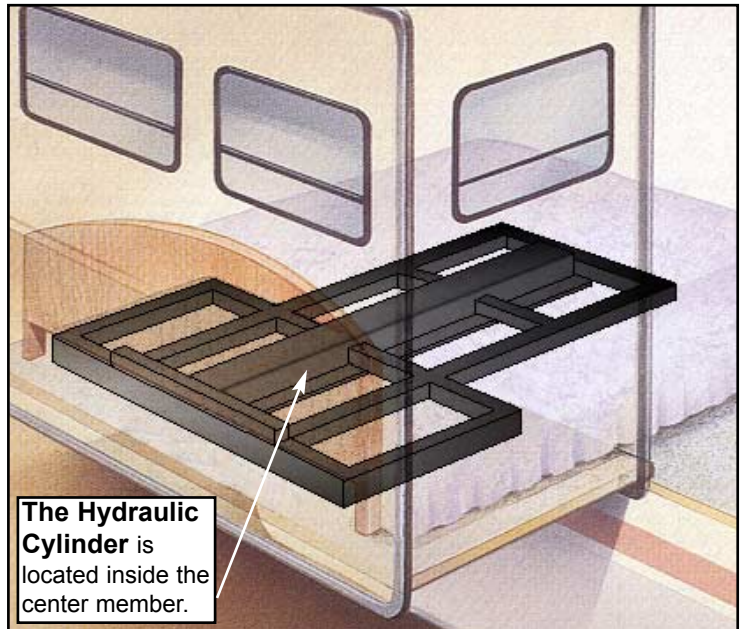
HWH[®] SpaceMaker[®] Single-Cylinder “Guided” Hydraulic Room Extension

This SpaceMaker[®] Model has several distinct features that set it apart from its competition.

One of the most obvious advantages is that the **outer wrapper assembly is guided by the inner tube (hydraulic cylinder assembly) with the use of bearing pads**. The bearing pads are constructed of an engineered polymer that will resist wear & corrosion over time. This technology accurately positions the room in the hole opening, virtually **eliminating any rocking or sway of the room**. (Slide clearances are maintained within approximately 1/32nd of an inch.) This is especially important for long life of the seals & the integrity of the coach over time. This model is available in steel or aluminum construction, with or without the floor support assembly.

HWH extension hydraulics provide precise compression on the room seals so that the room closes firmly and securely. **Engineered plastic slide bearings eliminate the need for messy lubricants**, ensuring smooth operation. And... the cylinder stroke can be adjusted in either direction so that the room continues to seal over time.

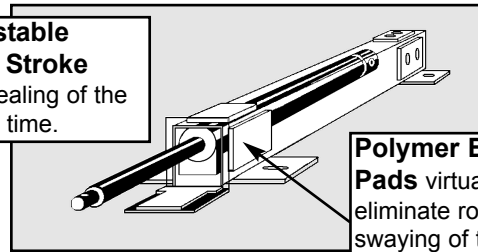
Like HWH Leveling Systems, you'll find technology-driven engineering and high quality material. No wonder HWH Room Extensions and Leveling Systems are the right combination. For reliability and durability, depend on HWH. No one else measures up.



The Hydraulic Cylinder is located inside the center member.

**Room Extension Mechanism Assembly
(with Optional Floor Support)
Available In Steel Or Aluminum Construction**

An Adjustable Cylinder Stroke ensures sealing of the room over time.

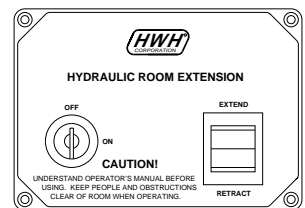


Polymer Bearing Pads virtually eliminate rocking & swaying of the room.

**Hydraulic Cylinder Assembly
(Located Inside The Center Member)**

SpaceMaker[®] Control Panel

The HWH SpaceMaker[®] is operated with the use of a momentary switch. *To operate, simply insert the key into the ON/OFF Key Switch and turn key to the “ON” position. Then, press the Momentary Switch in the “EXTEND” position until the room is extended to the desired position. To complete the process, turn the key to the “OFF” position and remove. To retract the room, simply reverse the operations.



* Please read the entire HWH Operator's Manual for complete operating instructions.



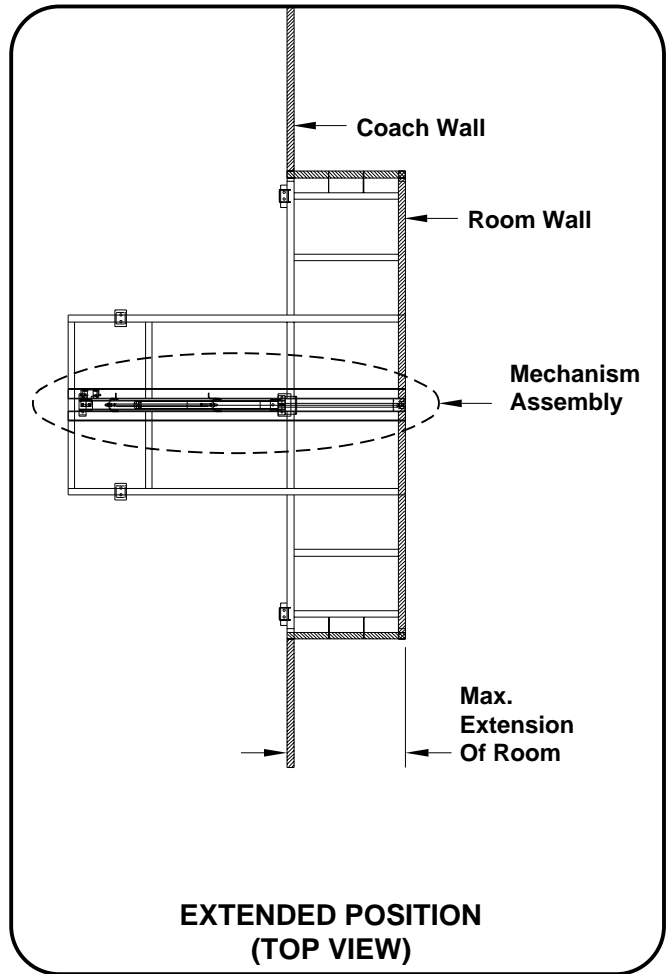
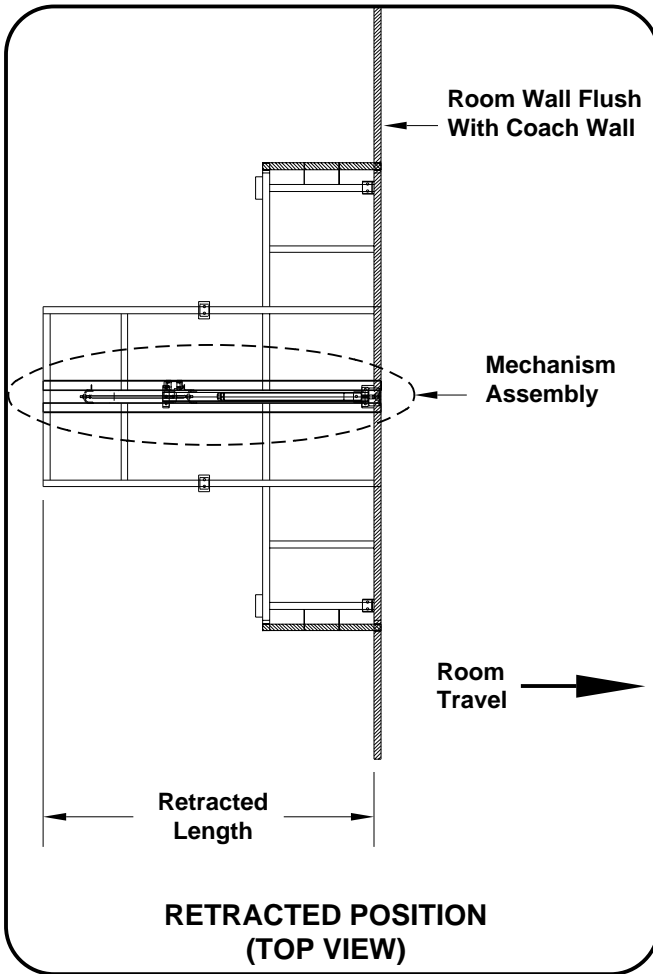
Web Video
www.hwh.com/ml23569.wmv

(On I-80, Exit 267 South) 2096 Moscow Road | Moscow, Iowa 52760 | Phone: (800)321-3494 or (563)724-3396 | Fax: (563)724-3408
Web: www.HWH.com

STRONG, RELIABLE, HYDRAULIC POWER

SPECIFICATIONS

The HWH® SpaceMaker® : Single Cylinder "Guided" Room Extension



	ALUMINUM	STEEL
WEIGHTS (lbs.)		
Mechanism Assembly	40.00	50.00
Pump *	14.20	14.20
Gross Weight *	54.20	64.20
DIMENSIONS (in.)		
Width	7.00	7.00
Height	4.90	4.90
Length (Retracted)	75.00	75.00
Max. Extension of Room	24.00	24.00
LOAD (lbs.)	1,000.00	1,000.00
FORCE of CYLINDER (lbs.)		
Max. Extending	2,100.00	2,100.00
Max. Retracting	2,100.00	2,100.00
PRIMARY APPLICATIONS		
Under Bed	Above Floor	Above Floor
Any Suitable Room	Above Floor	Above Floor

* If coach is equipped with an HWH leveling system, the pump is included.