

# HWH® PARTS MANUAL SUB TABLE of CONTENTS VALVES - AIR & HYDRAULIC

(Bleed Valves | Check Valves | Drain Valves | Relief Valves | Shuttle Valves | Solenoid Valves | Velocity Valves)  
(Filename: MR60.XLS) (Revised: 07MAR16)

[ML11428-60 \(Click to View Entire MR60 Section | PDF File | No Links | MR60-MR60Z\)](#)

## VALVES - GENERAL

<b>Web Pages</b>	<b><a href="#">Click to Link</a></b>
ORDER HOME PAGE for - "Air Valves & Hydraulic Valves"	<a href="#">MR60.0000.html</a>
<b>Quick Reference Guide</b> (If you know the "AIR LEVELING" or "ACTIVE AIR" AIR CONTROL UNIT AP#, click here for the replacement <b>AIR SOLENOID VALVE &amp; AIR PRESSURE SWITCH RAP#.</b> )	<a href="#">ml11428qr_010.xls</a>
<b>Quick Reference Guide</b> (If you know the "ENVIRONMENTAL AIR SEAL" AIR CONTROL UNIT AP#, click here for the replacement <b>AIR SOLENOID VALVE , VACUUM SWITCH &amp; CONTROL UNIT RAP#.</b> )	<a href="#">mr020010.pdf</a>

## AIR VALVES

<b>AIR   ELECTRIC (SOLENOID) VALVES</b>	<b><a href="#">Click to Link</a></b>
for HWH® ACTIVE AIR SUSPENSION SYSTEMS for HWH® AIR LEVELING SYSTEMS for HWH® ENVIRONMENTAL AIR SEAL SYSTEMS for AIR COMPRESSORS for AIR DUMP Air Dump Valve - RAP1653 (AP1653) Air Dump Valve - RAP90904 (AP11072)	<a href="#">mr60200a_e_sol.html</a>  <a href="#">mr05.1000.pdf</a>
<b>AIR   MECHANICAL VALVES</b>	<b><a href="#">Click to Link</a></b>
Bleed Valves Check Valves - RP5597 / RAP6553 Relief Valves - RP5869 / RAP90160	<a href="#">ML11428-05.PDF</a>

## HYDRAULIC VALVES

<b>HYDRAULIC   ELECTRIC (SOLENOID) VALVES</b>	<b><a href="#">Click to Link</a></b>
<b>1.5", 2.25" &amp; HEX BODIES</b>	<a href="#">MR60.200H_E_SOL.HTML</a>
<b>HYDRAULIC   MECHANICAL VALVES</b>	<b><a href="#">Click to Link</a></b>
Bleed Valve - <b>RAP3690</b> Bleed/Check Valve - <b>RAP5648</b>	<a href="#">GO TO HYDRAULIC CONTROL UNIT PAGES</a>
Check Valve <b>RAP3628 / RAP4721 / RAP7944 (RAP5179 -4) / RAP10021 (MI154750)</b>	<a href="#">GO TO HYDRAULIC CONTROL UNIT PAGES</a>
Drain Valve <b>RAP4070 / RAP4037 / RAP5981 / RAP7200</b> (Old#: MR55.2545.DWG)	<a href="#">MR60200H_M_DRA.PDF</a>
Relief Valve <b>RAP4736 / RAP3627 / RAP5633 / RAP6985 / RAP9699 / RAP9697</b>	<a href="#">GO TO HYDRAULIC CONTROL UNIT PAGES</a>
Shuttle Valve <b>RAP3623 / RAP6064 / RAP7964</b>	<a href="#">MR60200H_M_SHU.HTML</a>
Velocity Valve <b>RAP90279</b> (Old#: MR552050.DWG)	<a href="#">MR60.200H_M_VEL.PDF</a>

# HWH® PARTS MANUAL

## VALVE | AIR & HYDRAULIC

(Bleed Valves | Check Valves | Drain Valves | Relief Valves | Shuttle Valves | Solenoid Valves | Velocity Valves)

(Filename: MR600000.DOC | Revised: 30OCT15)

[AIR VALVES](#)

[HYDRAULIC  
VALVES](#)


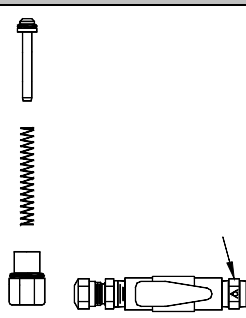
[LINK TO: HWH® Install/Service Information - "VALVES"](#)

[LINK TO: HWH® Parts Manual - "VALVE" - Sub Table of Contents](#)



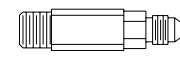
[LINK TO: HWH® Quick Reference Guide "Air Solenoid Valves" for Air Leveling & Active Air Suspension.](#)

[LINK TO: HWH® Quick Reference Guide "Air Solenoid Valves" for Environmental Air Seal Systems.](#)

## AIR VALVES

ELECTRIC (SOLENOID)	MECHANICAL		
 <p><b><u>AIR "SOLENOID" VALVES</u></b> (MR60200A_E_SOL.HTML)</p>	<p><i>PICTURE COMING SOON</i></p> <p><b><u>AIR "BLEED" VALVE</u></b> (See "Air Equipment" Section ML11428-05.PDF)</p>	 <p><b><u>AIR "CHECK" VALVES</u></b> (See "Air Equipment" Section ML11428-05.PDF)</p>	<p><i>PICTURE COMING SOON</i></p> <p><b><u>AIR "RELIEF" VALVE</u></b> (See "Air Equipment" Section ML11428-05.PDF)</p>

## HYDRAULIC VALVES

ELECTRIC (SOLENOID)	MECHANICAL					
 <p><b><u>HYD "SOLENOID" VALVES</u></b> <i>(All shapes, sizes, voltages &amp; manual release styles.)</i> (MR60200H_E_SOL.HTML)</p>	<p><i>PICTURE COMING SOON</i></p> <p><b><u>HYD "BLEED" VALVES</u></b> (See Control Unit -Hydraulic Sections)</p>	<p><i>PICTURE COMING SOON</i></p> <p><b><u>HYD "CHECK" VALVES</u></b> (See Control Unit -Hydraulic Sections)</p>	<p><i>PICTURE COMING SOON</i></p> <p><b><u>HYD "DRAIN" VALVES</u></b> (MR60200H_M_DRA.PDF)</p>	<p><i>PICTURE COMING SOON</i></p> <p><b><u>HYD "RELIEF" VALVES</u></b> (See Control Unit -Hydraulic Sections)</p>	 <p><b><u>HYD "SHUTTLE" VALVES</u></b> (MR60200H_M_SHU.HTML)</p>	 <p><b><u>HYD "VELOCITY" VALVES</u></b> (MR60200H_M_VEL.PDF)</p>





# HWH® PARTS MANUAL

## VALVE | AIR | SOLENOID



(Filename: MR60200A\_E\_SOL.DOC | Revised: 30OCT15)

**CLICK on AIR SOLENOID PICTURE (below) to link to Replacement Part #.**  
**Keep scrolling down to view ALL AIR SOLENOIDS.**  
*(Pictures below are ALL past & present HWH® Air Solenoid Valves ever sold.)*


### AIR SOLENOID VALVES for [Air Compressors & Air Compressor/Water Trap Assemblies](#)

<p>1.0" O.D.</p> <div style="text-align: center;">  <p>AP24284</p> </div>	<div style="text-align: center;">  <p>AP19508</p> </div>	<div style="text-align: center;">  <p>AP6954</p> </div>
<p>1.625" O.D.</p> <div style="text-align: center;">  <p>AP28193</p> </div>		

### AIR SOLENOID VALVES for [Air Dump](#)

<p>1.625" O.D.</p> <div style="text-align: center;">  <p>AP1653</p> </div>	<div style="text-align: center;">  <p>AP11072</p> </div>
<p>AP6059 (OBS)</p>	

### AIR SOLENOID VALVES for [HWH® Active Air Suspension](#) [HWH® Air Leveling](#) [HWH® Environmental Air Seals](#)

<p>1.625" O.D.</p> <div style="text-align: center;">  <p>AP31930</p> </div>	<div style="text-align: center;">  <p>AP6059 (OBS)</p> </div>	<div style="text-align: center;">  <p>AP1940</p> </div>
<p>AP25428   AP51151   AP51153</p>		
<p>2.272" O.D.</p> <div style="display: flex; justify-content: space-around;"> <div style="text-align: center;">  <p>AP51155</p> </div> <div style="text-align: center;">  <p>AP31928</p> </div> </div>		

*NOT LISTED (Never Sold): AP55096 VLV SOL A ##V/N#/1.625/AD*  
*NOT LISTED: RAP91665 (Newmar® Coaches) INSTRUCTION SHEET (Newmar®) - ML36113*

# AIR COMPRESSOR & AIR COMPRESSOR / WATER TRAP ASSEMBLY

## AIR SOLENOID VALVES

CONTINUOUS DUTY | INTERNAL MANIFOLD | 2-WAY



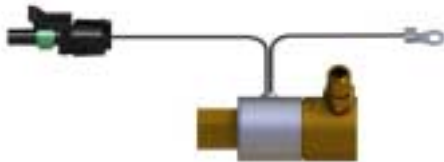
### IDENTIFYING FEATURES

NORMALLY CLOSED | 12V | 1.00" O.D. | 1/8 NPT  
(1) ONE-PIN PACKARD® CONNECTOR  
(1) #10 RING TERMINAL

**RAP91893** (AP24284)

**AIR SOLENOID VALVE**

For AIR COMPRESSOR / WATER TRAP ASSEMBLY  
[ORDER](#)



### IDENTIFYING FEATURES

NORMALLY OPEN | 12V | 1.00" O.D. | 1/8"  
(1) ONE-PIN PACKARD® CONNECTOR  
(1) #10 RING TERMINAL

**RAP6354** (AP19508)

**AIR SOLENOID VALVE**

For AIR COMPRESSOR / WATER TRAP ASSEMBLY  
[ORDER](#)



### IDENTIFYING FEATURES

NORMALLY OPEN | 12V | 1.00" O.D.  
(1) #10 RING TERMINAL  
(1) 5/16" RING TERMINAL

**RAP90911** (AP6954)

**AIR SOLENOID VALVE**

For AIR COMPRESSOR / WATER TRAP ASSEMBLY  
[ORDER](#)



### IDENTIFYING FEATURES

NORMALLY CLOSED | 12V | 1.625" O.D.  
(1) ONE-PIN PACKARD® CONNECTOR  
(1) #10 RING TERMINAL  
INDIVIDUALLY MOUNTED

**RAP91775** (AP28193)

**AIR SOLENOID VALVE**

For AIR COMPRESSOR  
[ORDER](#)

**AIR DUMP**  
**AIR SOLENOID VALVES**  
 CONTINUOUS DUTY | INTERNAL MANIFOLD




**IDENTIFYING FEATURES**

NORMALLY CLOSED | 12V | 1.625" O.D.  
 (1) TWO-PIN PACKARD® CONNECTOR  
 INDIVIDUALLY MOUNTED | 3/8" FITTING

*Note: Existing valve may have one single-pin Packard connector and one 1/4" ring terminal.*

**IDENTIFYING STICKER**



Sample Only

*Note: Coil voltage is noted on coil bracket sticker. Do not replace 12 volt valve or coil with 24 volt valve or coil.*

**RAP1653** (AP1653)

**AIR SOLENOID VALVE**

For AIR DUMP | For AIR LEVELING

[ORDER](#)

[INSTRUCTION SHEET MI15.6024](#)

**RELATED PARTs:**

ADAPTER PIGTAIL (RAP91915/AP1403) - [ORDER](#)



*(Needed if existing valve doesn't have a two-pin Packard® tower.)*

FITTING 3/8" TUBE X 1/4" NPT (RF4478) - [ORDER](#)

REPLACEMENT COIL ASSEMBLY (RAPXXXX/APXXXX)  
*(Includes RAP91915/AP1403 Adapter Pigtail)* - [ORDER](#)

[PICTURE](#)

INSTRUCTION SHEET - [MI150011](#)

**AP6059** (RAP6059) **(OBSOLETE)** - REPLACE WITH **RAP1653** (AP1653)



**AP6059 (OBSOLETE) IDENTIFYING FEATURES**

NORMALLY CLOSED | 12V | 1.625" O.D.  
 (1) ONE-PIN PACKARD® TOWER  
 (1) 1/4" RING TERMINAL | INDIVIDUALLY MOUNTED

**RELATED PARTs:**

**(NEEDED)** ADAPTER PIGTAIL (RAP91915/AP1403) - [ORDER](#)



INSTRUCTION SHEET (ADPTR) - [MI1551](#)

REPLACEMENT COIL ASSEMBLY (RAPXXXX/APXXXX)  
*(Includes RAP91915/AP1403 Adapter Pigtail)* - [ORDER](#)

[PICTURE](#)

INSTRUCTION SHEET - [MI150011](#)



**IDENTIFYING FEATURES**

NORMALLY CLOSED | 24V | 1.625" O.D.  
 (1) TWO-PIN PACKARD® CONNECTOR  
 INDIVIDUALLY MOUNTED | 3/8" FITTING

**IDENTIFYING STICKER**



Sample Only

*Note: Coil voltage is noted on coil bracket sticker. Do not replace 24 volt valve or coil with 12 volt valve or coil.*

**RAP90404** (AP11072)

**AIR SOLENOID VALVE**

For AIR DUMP

[ORDER](#)

**RELATED PARTs:**

ADAPTER PIGTAIL (RAP91915/AP1403) - [ORDER](#)

*(Needed if existing valve doesn't have a two-pin Packard® tower.)*



FITTING 3/8" TUBE X 1/4" NPT (RF4478) - [ORDER](#)

REPLACEMENT COIL ASSEMBLY (RAPXXXX/APXXXX)  
*(Includes RAP91915/AP1403 Adapter Pigtail)* - [ORDER](#)

[PICTURE](#)

INSTRUCTION SHEET - [MI150011](#)

# AIR LEVELING, ENVIRONMENTAL AIR SEAL & ACTIVE AIR SYSTEM

## AIR SOLENOID VALVES

CONTINUOUS DUTY | 2-WAY (Unless noted otherwise.)




### IDENTIFYING FEATURES

NORMALLY CLOSED | 12V | 1.625" O.D.

(1) TWO-PIN PACKARD® TOWER  
MANIFOLD MOUNTED | 3/32" ORIFICE | DIAMOND-  
HATCHING ON BASE

### IDENTIFYING STICKER



Sample Only

*Note: Coil voltage and orifice size is noted on coil bracket sticker. Do not replace 12 volt valve or coil with 24 volt valve or coil.*

# RAP1940

 (AP1940)

## AIR SOLENOID VALVE

For ACTIVE AIR | AIR LEVELING | AIR SEALS

[ORDER](#)

[INSTRUCTION SHEET MI15.6024](#)

### RELATED PARTS:

REPLACEMENT COIL ASSEMBLY

(Includes Adapter Pigtail RAP91915/AP1403 below.)

(RAP90568/AP18976) - [ORDER](#)



INSTRUCTION SHEET (COIL) - [MI150011](#)

ADAPTER PIGTAIL (RAP91915/AP1403) - [ORDER](#)



*Needed if existing valve does not have a two-pin Packard® tower.*

INSTRUCTION SHEET (ADPTR) - [MI1551](#)

EXTERNAL O-RING KIT (RAP6554) - [ORDER](#)




### IDENTIFYING FEATURES

**HI-FLOW**

NORMALLY CLOSED | 12V | 1.625" O.D.

(1) TWO-PIN PACKARD® TOWER  
MANIFOLD MOUNTED | 5/32" ORIFICE  
STRAIGHT-HATCHING ON BASE

### IDENTIFYING STICKER



Sample Only

*Note: Coil voltage and orifice size is noted on coil bracket sticker. Do not replace 12 volt valve or coil with 24 volt valve or coil.*

# RAP90989

 (AP25428)

## AIR SOLENOID VALVE

For ACTIVE AIR SUSPENSION  
For AIR LEVELING without ACTIVE AIR

[ORDER](#)

[INSTRUCTION SHEET MI15.6024](#)

### RELATED PARTS:

REPLACEMENT COIL ASSEMBLY

(RAP90568/AP18976) - [ORDER](#)



INSTRUCTION SHEET (COIL) - [MI150011](#)

EXTERNAL O-RING KIT (RAP6554) - [ORDER](#)



# RAP92147 (AP31928)

**AIR SOLENOID VALVE**  
For **ACTIVE AIR SUSPENSION**  
**ORDER**

[INSTRUCTION SHEET MI15.6024](#)

### IDENTIFYING FEATURES

**HI-FLOW**

NORMALLY CLOSED | 12V | 2.272 O.D.  
(1) TWO-PIN PACKARD® TOWER  
MANIFOLD MOUNTED | 1/4" ORIFICE

### IDENTIFYING STICKER



Sample Only

*Note: Coil voltage and orifice size is noted on coil bracket sticker. **Do not replace 12 volt valve or coil with 24 volt valve or coil.***

### RELATED PARTS:

EXTERNAL O-RING KIT (RAP6554) - [ORDER](#)



# RAP92145 (AP31930)

**AIR SOLENOID VALVE**  
For **ACTIVE AIR SUSPENSION |**  
**AIR LEVELING | AIR SEALS**  
**ORDER**

[INSTRUCTION SHEET MI15.6024](#)

### IDENTIFYING FEATURES

**3-WAY | HI-FLOW**

12V | 1.625" O.D.  
(1) TWO-PIN PACKARD® TOWER | MANIFOLD MOUNTED

### RELATED PARTS:

REPLACEMENT COIL ASSEMBLY  
(RAP90568/AP18976) - [ORDER](#)



INSTRUCTION SHEET (COIL) - [MI150011](#)

EXTERNAL O-RING KIT (RAP6554) - [ORDER](#)



# RAP93274 (AP51151)

**AIR SOLENOID VALVE**  
For **ACTIVE AIR SUSPENSION**  
**ORDER**

[INSTRUCTION SHEET MI15.6024](#)

### IDENTIFYING FEATURES

NORMALLY CLOSED | **24V** | 1.625" O.D.  
(1) TWO-PIN PACKARD® TOWER  
MANIFOLD MOUNTED | 3/32" ORIFICE  
DIAMOND-HATCHING ON BASE

### IDENTIFYING STICKER



Sample Only

*Note: Coil voltage and orifice size is noted on coil bracket sticker. **Do not replace 24 volt valve or coil with 12 volt valve or coil.***

### RELATED PARTS:

REPLACEMENT COIL ASSEMBLY  
(RAPXXXX/APXXXX) - [ORDER](#)

PICTURE

INSTRUCTION SHEET - [MI150011](#)

EXTERNAL O-RING KIT (RAP6554) - [ORDER](#)





**IDENTIFYING FEATURES**

**HI-FLOW**

NORMALLY CLOSED | **24V** | 1.625" O.D.  
(1) TWO-PIN PACKARD® TOWER  
MANIFOLD MOUNTED | 5/32" ORIFICE  
STRAIGHT-HATCHING ON BASE

**IDENTIFYING STICKER**



Sample Only

*Note: Coil voltage and orifice size is noted on coil bracket sticker. **Do not replace 24 volt valve or coil with 12 volt valve or coil.***

**RAP93275** (AP51153)

**AIR SOLENOID VALVE**

For **ACTIVE AIR SUSPENSION**

**ORDER**

**INSTRUCTION SHEET MI15.6024**

**RELATED PARTS:**

REPLACEMENT COIL ASSEMBLY  
(RAPXXXX/APXXXX) - **ORDER**

*PICTURE*

INSTRUCTION SHEET - **MI150011**

EXTERNAL O-RING KIT (RAP6554) - **ORDER**



**IDENTIFYING FEATURES**

**HI-FLOW**

NORMALLY CLOSED | **24V** | 2.272 O.D.  
(1) TWO-PIN PACKARD® TOWER  
MANIFOLD MOUNTED | 1/4" ORIFICE

**RAP93276** (AP51155)

**AIR SOLENOID VALVE**

For **ACTIVE AIR SUSPENSION**

**ORDER**

**INSTRUCTION SHEET MI15.6024**

**RELATED PARTS:**

EXTERNAL O-RING KIT (RAP6554) - **ORDER**

# HWH® PARTS MANUAL

## VALVE | HYDRAULIC | ELECTRIC/SOLENOID

(Filename: MR60200H\_E\_SOL.DOC | Revised: 30OCT15)

### Hydraulic Solenoid Valves

<u>1.5" O.D. / Cylindrical Body</u>	<u>2.25" O.D. / Cylindrical or Hex Body</u>
	
<p>AP42632 AP41040 AP36234 AP46848 (OBS)</p> <p>AP36233 (OBS) AP14273 (OBS) AP24604 (OBS)</p>	<p>AP39015 AP31628 AP36232 AP47151 AP46254 (OBS)</p> <p>AP39015 (Old Style) AP31628 (Old Style) AP36232 (Old Style)</p> <p>AP0642 (OBS) AP32629 (OBS)</p> <p>AP5564 (OBS)</p> <p>AP5506</p> <p>AP3572</p>

**Intentionally Left Out - Sold only to LDV - 4D Security (Precision Leveling Vehicle)**

RAP92971 (AP49601) - 12V | 2W | 2.25 O.D. | CYL BODY | REMOVABLE FLIPPER  
 RAP93180 (AP51111) - 12V | 2W | 2.25 O.D. | CYL BODY | REMOVABLE FLIPPER | HIGH-FLOW

**1.5" O.D. | CYLINDRICAL BODY  
VALVE - HYDRAULIC - ELECTRIC/SOLENOID**



**AP42632 IDENTIFYING FEATURES**

Replace with [RAP90729](#)  
(Cylindrical) (1.50" O.D.)  
(12 Volt) (2 Wire) (Flipper/Cam Release)

**RAP90729**

*(AP42632)  
(Includes O-Ring Kit Below)*

[ORDER](#)

[INSTRUCTIONS - MP84.9999](#)

**RELATED PART:**  
O-Ring Kit R92101 [ORDER](#)



**IDENTIFYING FEATURES**

(Cylindrical) (1.50" O.D.)  
(12 Volt) (2 Wire) (Flipper/Cam Release)

AP46848 (**OBSOLETE**)

Replace with  
[RAP90729](#)



**IDENTIFYING FEATURES**

(Cylindrical) (1.50" O.D.)  
(12 Volt) (2 Wire) (Nut Release)

AP14273 (**OBSOLETE**)  
AP24604 (**OBSOLETE**)

Replace with  
[RAP90729](#)

**1.5" O.D. | CYLINDRICAL BODY  
VALVE - HYDRAULIC - ELECTRIC/SOLENOID**



**AP41040 IDENTIFYING FEATURES**

Replace with [RAP92108](#)  
 (Cylindrical) (1.50" O.D.)  
 (12 Volt) (2 Wire) (Flipper/Cam Release) **(HIGH FLOW)**  
**(Used primarily for Step-Cover Systems.)**

**RAP92108**

*(AP41040)  
 (Includes O-Ring Kit Below)*

[ORDER](#)

[INSTRUCTIONS - MP84.9999](#)

**RELATED PART:**  
 O-Ring Kit R92101 [ORDER](#)



**1.5" O.D. | Cylindrical Body  
VALVE - HYDRAULIC - ELECTRIC/SOLENOID**



**AP36234 IDENTIFYING FEATURES**

Replace with [RAP91882](#)  
 (Cylindrical) (1.50" O.D.) (2 Wire) (Flipper/Cam Release)  
**(24 VOLT)**

**RAP91882**

*(AP36234)  
 (Includes O-Ring Kit Below)*

[ORDER](#)

[INSTRUCTIONS - MP84.9999](#)

[INSTRUCTIONS - MI15.9502](#)

**RELATED PART:**  
 O-Ring Kit R92101 [ORDER](#)



**IDENTIFYING FEATURES**

(Cylindrical) (1.50" O.D.) (2 Wire) (Nut Release)  
**(24 VOLT)**

AP36233 **(OBSOLETE)**

Replace with  
[RAP91882](#)

**2.25" O.D. | CYLINDRICAL & HEX BODY  
VALVE - HYDRAULIC - ELECTRIC/SOLENOID**



**AP39015 (Current Version) IDENTIFYING FEATURES**

Replace with [RAP0642](#)  
(Cylindrical) (2.25" O.D.) (12 Volt) (2 Wire) (Flipper/Cam Release)  
(Internal Diode)

**RAP0642**

(AP39015)  
(Includes O-Ring Kit Below)

[ORDER](#)

[INSTRUCTIONS - MP84.9999](#)

**RELATED PART:**

O-Ring Kit R92101 [ORDER](#)



**IDENTIFYING FEATURES**

(Cylindrical) (2.25" O.D.) (12 Volt) (2 Wire)  
(Nut Release Under Dust Cover)

AP39015 (Old Style)  
AP31628 (Old Style)

Replace with  
[RAP0642](#)



**IDENTIFYING FEATURES**

(Cylindrical) (2.25" O.D.) (12 Volt) (2 Wire) (Flipper/Cam Release)

AP46254 (**OBSOLETE**)  
AP31628 (Current) (with Diode)

Replace with  
[RAP0642](#)



**IDENTIFYING FEATURES**

(Cylindrical) (2.25" O.D.) (12 Volt) (**2 Wire**) (T-Handle Release)

AP0642 (with Diode) (Latest Style) (**OBSOLETE**)  
AP32629 (without Diode) (**OBSOLETE**)

Replace with  
[RAP0642](#)

**PICTURE COMING SOON**

(Looks same as AP0642 - Latest Style, except only one wire.)

**IDENTIFYING FEATURES**

(Cylindrical) (2.25" O.D.) (12 Volt) (**1 Wire**) (T-Handle Release)

AP0642 (Old Style) (**OBSOLETE**)

Replace with [RAP0642](#)

+

**RELATED PART:**

1 to 2 Wire Adapter Kit - RAP91915



[ORDER](#)

[INSTRUCTIONS - MI1551](#)

<p style="text-align: center; font-size: 24pt; font-weight: bold;">PICTURE COMING SOON</p> <p style="text-align: center;"><u>IDENTIFYING FEATURES</u> (Cylindrical) (2.25" O.D.) (12 Volt) ("T" Handle Release) <b>(2 WIRE)</b></p>	<p>AP32629 (Old Style) <b>(OBSOLETE)</b></p> <p>Replaced with <a href="#">RAP0642</a> +</p>
 <p style="text-align: center;"><u>IDENTIFYING FEATURES</u> (Hex) (12 Volt) <b>(1 WIRE)</b></p>	<p style="text-align: center;"><b>RELATED PART:</b> 1 to 2 Wire Adapter Kit - RAP91915</p>  <p style="text-align: center;"><a href="#">ORDER</a> <a href="#">INSTRUCTIONS - MI1551</a></p>
	<p>AP5564 (RAP5564) <b>(OBSOLETE)</b></p> <p>Replace with <a href="#">RAP0642</a> +</p>
	<p style="text-align: center;"><b>RELATED PART:</b> 1 to 2 Wire Adapter Kit - RAP91915</p>  <p style="text-align: center;"><a href="#">ORDER</a> <a href="#">INSTRUCTIONS - MI1551</a></p>

**2.25" O.D. | CYLINDRICAL & HEX BODY  
VALVE - HYDRAULIC - ELECTRIC/SOLENOID**



**AP47151 IDENTIFYING FEATURES**

Replace with [RAP47151](#)  
(Cylindrical) (2.25" O.D.) (12 Volt) (2 Wire)  
(Flipper/Cam Release)

**(HIGH FLOW)**

**(Used primarily with Precision Leveling Systems.)**

**RAP47151**

*(AP47151)  
(Old#RAP92824)  
(Includes O-Ring Kit Below)*

[ORDER](#)

[INSTRUCTIONS - MP84.9999](#)

**RELATED PART:**  
O-Ring Kit R92101 [ORDER](#)



**IDENTIFYING FEATURES**

(Hex) (12 Volt) **(1 WIRE) (GROOVED HOUSING)**  
**(HIGH FLOW)**

AP5506 (RAP5506) **(OBSOLETE)**

Replace with  
[RAP47151](#)

+

**RELATED PART:**  
1 to 2 Wire Adapter Kit - RAP91915



[ORDER](#)

[INSTRUCTIONS - MI1551](#)

**2.25" O.D. | CYLINDRICAL BODY  
VALVE - HYDRAULIC - ELECTRIC/SOLENOID**



**AP36232 (Current Style) IDENTIFYING FEATURES**

Replace with [RAP36232](#)  
 (Cylindrical) (2.25" O.D.) (2 Wire) (Flipper/Cam Release)  
**(24 VOLT)**

**RAP36232**

*(AP36232)  
 (Old#RAP91883)  
 (Includes O-Ring Kit Below)*

[ORDER](#)

[INSTRUCTIONS - MP84.9999](#)

**RELATED PART:**

O-Ring Kit R92101 [ORDER](#)



**IDENTIFYING FEATURES**

(Cylindrical) (2.25" O.D.) (2 Wire) (Nut Release Under Dust Cover)  
**(24 VOLT)**

AP36232 (Old Style)

Replace with  
[RAP36232](#)

**2.25" O.D. | HEX BODY  
VALVE - HYDRAULIC - ELECTRIC/SOLENOID**



**AP3572 IDENTIFYING FEATURES**

Replace with [RAP3572](#)  
 (Hex) (2.25" O.D.) (12 Volt) (2-Wire)  
**(External Transistor)**

**RAP3572**

*(AP3572)  
 (Includes O-Ring Kit Below)*

[ORDER](#)

**RELATED PART:**

O-Ring Kit R92101 [ORDER](#)

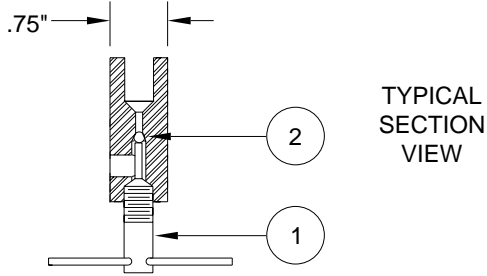




# VALVE | HYDRAULIC | MECHANICAL

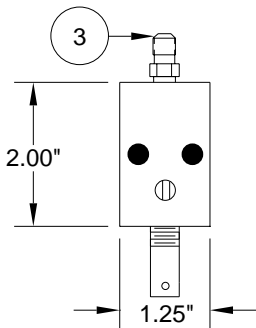
## DRAIN VALVE

### FOR 400 AND 500 SERIES LEVELING SYSTEMS

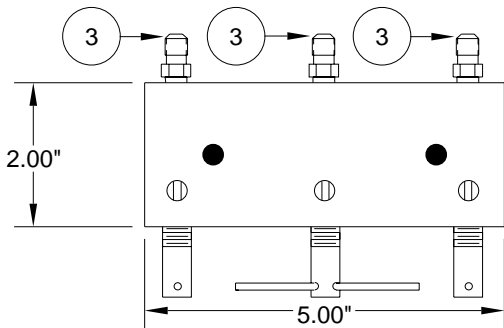


ITEM	PART	QTY	DESCRIPTION
1	RAP6223		TEE HANDLE
2	R3397		1/8" STEEL BALL (BAG OF 10)

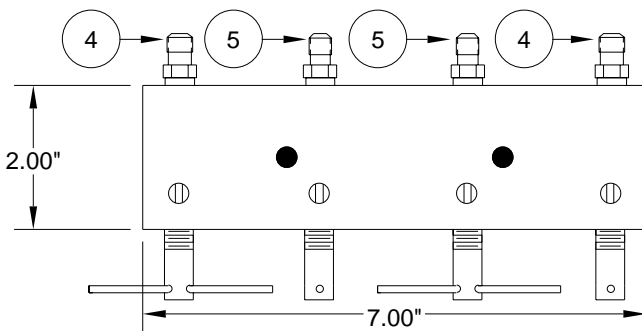
FOR QUANTITIES OF ABOVE SEE APPROPRIATE VALVE BELOW.



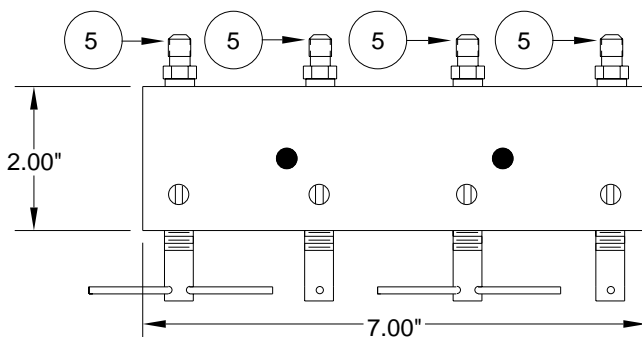
ITEM	PART	QTY	DESCRIPTION
	RAP4070		DRAIN VALVE 1 PORT COMPLETE FOR 1/4" HYD. LINE
3	RF1456	1	4-FTX-S MALE CONN. (1/8" NPT X 7/16-20 FOR 1/4" HYD LINES)(1 PER RF1456)



ITEM	PART	QTY	DESCRIPTION
	RAP4037		DRAIN VALVE 3 PORT COMPLETE FOR 1/4" HYD. LINE
3	RF1456	3	4-FTX-S MALE CONN. (1/8" NPT X 7/16-20 FOR 1/4" HYD LINES)(1 PER RF1456)






ITEM	PART	QTY	DESCRIPTION
	RAP5981		DRAIN VLV. 4 PORT COMP. FOR 2 1/4" AND 2 5/16" HYD LINES
4	RF3475	2	5-4-FTX-S MALE CONN. (1/4" NPT X 1/2-20 FOR 5/16" HYD LINES)(1 PER RF3475)
5	RF1477	2	4-4-FTX-S MALE CONN. (1/4" NPT X 7/16-20 FOR 1/4" HYD LINES)(1 PER RF1477)



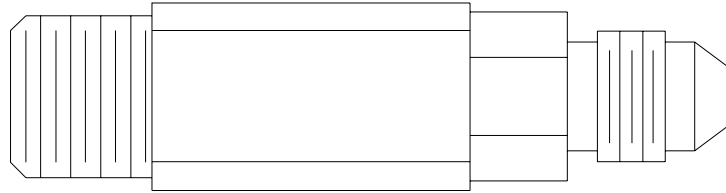
ITEM	PART	QTY	DESCRIPTION
	RAP7200		DRAIN VALVE 4 PORT COMPLETE FOR 1/4" HYD LINES
5	RF1477	4	4-4-FTX-S MALE CONN. (1/4" NPT X 7/16-20 FOR 1/4" HYD LINES)(1 PER RF1477)

**VALVE | HYDRAULIC | MECHANICAL**  
**"SHUTTLE VALVES"**

(Filename: MR60200H\_M\_SHU.DOC | Revised: 01SEP15)

VALVE - HYDRAULIC - MANUAL - MECHANICAL "SHUTTLE VALVES" <a href="#">PARTS MANUAL DIAGRAMS</a>	
<p>SHUTTLE VALVE</p> 	<p><b>RAP7964</b>  <a href="#">ORDER</a></p> <p>RELATED PART:                      O-RING KIT R7430  <a href="#">ORDER</a></p>
<p>SHUTTLE VALVE - TALL</p> 	<p><b>RAP6064</b>  <a href="#">ORDER</a></p> <p>RELATED PART:                      O-RING KIT R7430  <a href="#">ORDER</a></p>
<p>SHUTTLE VALVE</p> 	<p><b>RAP3623</b>  <a href="#">ORDER</a></p> <p>RELATED PART:                      O-RING KIT R7430  <a href="#">ORDER</a></p>

**VALVE | HYDRAULIC | MECHANICAL**  
**AP11578 VELOCITY VALVE**  
**FOR USE WITH LEVELING SYSTEMS ONLY**



PART NUMBER	DESCRIPTION	CONTENTS
RAP90279	SINGLE VELOCITY VALVE	1 - AP11578 VELOCITY VALVE
RAP90280	VELOCITY VALVE KIT	4 - AP11578 VELOCITY VALVES 4 - F3340 1/4" X 1/4" 90 DEG. STREET ELBOW
RAP90282	HOSE KIT *	4 - AP5212 - 15" HOSE ASSEMBLY 4 - F7559 1/4" X 1/4" FEMALE CONNECTOR

\* THIS KIT MAY BE USED WHEN SUFFICIENT ROOM TO INSTALL THE VELOCITY VALVE IS NOT AVAILABLE.